






ABM KNOWLEDGEWARE LIMITED						
(SEI CMMI Level 5 ISO 20000-1:2018 ISO 9001:2015 ISO 27001:2013 Compliant Software & Services Company) ABM						
Regd. Office: ABM House, Plot No.268, Linking Road, Bandra (West), Mumbai - 400 050. Tel:- 91 22 4290 9700, Fax - 91 22 4290 9701 CIN : L67190MH1993PLC113638, Email - egovernance@abmindia.com, Website - www.abmindia.com						
EXTRACT OF STATEMENT OF UNAUDITED STANDALONE AND CONSOLIDATED FINANCIAL RESULTS FOR THE QUARTER AND HALF YEAR ENDED 30 th SEPTEMBER 2025						
(₹ in Lakhs)						
Sr. No.	Particulars	STANDALONE		CONSOLIDATED		
		Quarter Ended	Half Year Ended	Quarter Ended	Half Year Ended	Quarter Ended
		30.09.2025	30.09.2025	30.09.2024	30.09.2025	30.09.2024
		(Unaudited)	(Unaudited)	(Unaudited)	(Unaudited)	(Unaudited)
1	Total Income from operations	2,161.42	4,444.31	2,128.48	2,332.32	5,107.69
2	Net Profit/(Loss) for the period (before tax and exceptional and/or Extraordinary items)	439.61	961.61	468.21	333.38	1,044.53
3	Net Profit / (Loss) for the period before tax (after Exceptional and/or Extraordinary items)	439.61	961.61	468.21	251.17	885.23
4	Net Profit / (Loss) for the period after tax (after Exceptional and/or Extraordinary items)	300.95	720.90	378.40	139.97	255.33
5	Total Comprehensive Income for the period (Comprising Profit / (Loss) for the period (after tax) and Other Comprehensive Income (after tax))	300.95	720.90	378.40	142.11	632.02
6	Equity Share Capital (Face value Rs 5/- each)	1,000.11	1,000.11	1,000.11	1,000.11	1,000.11
7	Reserves (Excluding Revaluation Reserve)					
8	Earnings per equity Share (of Rs. 5/- each) (for continuing and discontinued operations) (Not Annualised)					
	(1) Basic (Rs.)	1.50	3.60	1.89	1.01	2.88
	(2) Diluted (Rs.)	1.50	3.60	1.89	1.01	2.88
Notes :						
(1) The above results have been reviewed by the Audit Committee and approved by the Board of Directors at their meetings held on 14 th November, 2025.						
(2) The above is an extract of the detailed format of Quarterly and Half Yearly Unaudited Standalone and Consolidated Financial Results filed with the Stock Exchange under Regulation 33 of the SEBI (Listing Obligations and Disclosure Requirements) Regulations, 2015. The full format of the Quarterly and Half Yearly Financial Results are available on the Stock Exchange's website at www.bseindia.com and also on Company's website at www.abmindia.com .						
(3) Figures have been regrouped wherever necessary.						
						
For ABM Knowledgeware Limited Sd/- (Prakash B. Rane) Managing Director						
Place : Mumbai Dated : 14.11.2025						
Leader in providing E-Governance Solution						

CORAL LABORATORIES LIMITED						
Regd. Office: 3B Patanwala Compound, Opp. Shreyas Cinema, L.B.S. Marg, Ghatkopar (W), Mumbai - 400086, Maharashtra.						
Tel: 022-2500 5245 Email: cs@corallab.com Website: www.corallab.com						
CIN: L24231MH1997PLC422233						
Extract of Unaudited Standalone Financial Results for the Quarter and Half Year Ended September 30, 2025						
(Rs. in Lacs) (Except Figures in EPS)						
Sr No	Particulars	Quarter Ended		Half Year Ended		Year Ended
		30.09.2025	30.06.2025	30.09.2024	30.09.2025	31.03.2025
		(Unaudited)	(Unaudited)	(Unaudited)	(Unaudited)	(Audited)
		(Unaudited)	(Unaudited)	(Unaudited)	(Unaudited)	(Audited)
1	Total Income	2174.35	2086.96	3477.2	4261.31	6798.88
2	Net Profit / (Loss) for the period (before Tax, Exceptional and/or Extraordinary items)	709.27	371.93	852.98	1080.94	2030.41
3	Net Profit / (Loss) for the period after tax (after Exceptional and/or Extraordinary items)	582.01	256.43	637.98	838.18	1518.41
4	Total Comprehensive Income for the period [Comprising Profit/(Loss) for the period (after tax) and Other Comprehensive Income (after tax)]	369.16	819.58	922.08	1188.48	2676.52
5	Paid up Equity Share Capital	357.26	357.26	357.26	357.26	357.26
6	Reserves (excluding Revaluation Reserve)					
7	Net worth					
8	Earnings Per Share (of Rs.10/- each) (for continuing and discontinued operations) -					
	1.Basic:	16.29	7.18	17.86	23.46	42.5
	2.Diluted:	16.29	7.18	17.86	23.46	42.5
Notes:						
a) The above is an extract of the detailed Unaudited Financial Results for the Quarter and Half Year ended, September 30, 2025 filed with the BSE Limited under Regulation 33 of the SEBI (Listing Obligations and Disclosure Requirements) Regulations, 2015. The full format of the Audited Financial Results are available on the website of the BSE limited (www.bseindia.com) and the listed entity (www.corallab.com).						
b) The Company has adopted Ind AS for the financial year commencing from 1st April,2017 and above results have been prepared in accordance with Ind AS, as prepared under section 133 of the Companies Act,2013 read with Rule 3 of the Companies (Accounting Standards) Rule,2015.						
c) The above standalone unaudited financial results have been reviewed by the Audit Committee and thereafter approved by the Board of Directors at their meeting held on November 14, 2025.						
						
For & on behalf of Coral Laboratories Limited Sd/- Sushma Kadkade Director & CFO (DIN: 07791735)						
Place : Mumbai Date : 14 November 2025						

ORICON ENTERPRISES LTD.						
CIN - L28100MH1968PLC014156						
Registered office: 1076, Dr. E. Moses Road, Worli, Mumbai - 400018						
E-mail Id - share@oocl-india.com, Website - www.oriconenterprises.com, Tel no :- 022-43226600						
EXTRACT OF CONSOLIDATED UNAUDITED FINANCIAL RESULTS FOR THE QUARTER/HALF YEAR ENDED SEPTEMBER 30, 2025						
(Rs. In Lakhs, except EPS)						
Sr. No.	Particulars	Quarter Ended		Half Year Endend		Year Ended
		30.09.2025	30.06.2025	30.09.2024	30.09.2025	31.03.2025
		(Unaudited)	(Unaudited)	(Unaudited)	(Unaudited)	(Audited)
		(Unaudited)	(Unaudited)	(Unaudited)	(Unaudited)	(Audited)
1	Total Income from Operations (Net)	944.50	778.53	1,761.06	1,723.02	2,372.96
2	Net Profit / (Loss) for the period (before Tax, Exceptional and/or Extraordinary items)	868.93	1567.35	340.60	2436.28	(877.07)
3	Net Profit/(Loss) for the period before tax (after exceptional and/or Extraordinary items)	886.37	1567.35	340.60	2453.72	(877.07)
4	Net Profit / (Loss) for the period after tax (after Exceptional and/or Extraordinary items) - Continued Operations	622.62	1134.82	228.10	1757.45	(696.71)
5	Net Profit / (Loss) for the period after tax from Discontinued Operations	256.20	96.48	12632.23	352.68	14298.54
6	Net Profit/(loss) after Tax for the period	878.82	1231.30	12860.33	2110.12	13601.83
7	Total Comprehensive Income for the period [Comprising Profit / (Loss) for the period (after tax) and Other Comprehensive Income (after tax)]	154.82	2325.15	18762.18	2479.97	19589.48
8	Equity Share Capital	3140.95	3140.95	3140.95	3140.95	3140.95
9	Other Equity (excluding Revaluation Reserves as shown in the Balance sheet of previous year)					1,01,376.14
10	Basic and Diluted Earnings Per Share (EPS) (Face Value Rs. 2/- each) - From Continuing Operation	0.40	0.72	0.14	1.12	(0.44)
11	Basic and Diluted Earnings Per Share (EPS) (Face Value Rs. 2/- each) - From Discontinued Operation	0.16	0.06	8.05	0.22	9.10
12	Basic and Diluted Earnings Per Share (EPS) (Face Value Rs. 2/- each)	0.56	0.78	8.19	1.34	8.66
Key Standalone Financial Information for the Quarter/Half Year Ended September 30, 2025						
(Rs. In Lakhs)						
S. No	Particulars	Quarter Ended		Half year Ended		Year Ended
		30.09.2025	30.06.2025	30.09.2024	30.09.2025	31.03.2025
		(Unaudited)	(Unaudited)	(Unaudited)	(Unaudited)	(Audited)
		(Unaudited)	(Unaudited)	(Unaudited)	(Unaudited)	(Audited)
1	Total Income from Continuing Operations (Net)	461.56	390.66	1,673.50	852.23	2,070.43
2	Profit / (Loss) Before Tax from Continuing Operations	875.87	1086.90	67.64	1962.77	(805.24)
3	Profit / (Loss) after Tax from Continuing Operations	579.40	794.24	60.69	1,373.64	-890.49
4	Profit / (Loss) from Discontinuing Operations	81.33	-128.72	12,697.63	-47.40	13,972.66
5	Profit / (Loss) after Tax for the period	660.72	665.52	12,758.21	1,326.24	13,335.57
Notes:						
1 The above is an extract of the detailed format of Unaudited Standalone and Consolidated Financial Results for the Quarter/Half - Year ended September 30, 2025 filed with the Stock Exchange (s) under Regulation 33 of the SEBI (Listing Obligations and Disclosure Requirements) Regulation, 2015. The full format of the Unaudited Standalone and Consolidated Financial Results is available on Stock Exchange(s) website (www.nseindia.com and www.bseindia.com) and on Company's website (www.oriconenterprises.com).						
						
For Oricon Enterprises Limited Adarsh Somani Managing Director (DIN: 00192609)						
Place: Mumbai Date: November 14, 2025						

SPENTA INTERNATIONAL LIMITED						
CIN No. : L28129MH1986PLC040482						
Regd. Office : Plot # 13-16, Dewan Industrial estate Village Navali, Palghar (West), Thane, Maharashtra, India, 401404						
Email Id: cs@spentasocks.com Contact No: 022 2430010/0040						
STATEMENT OF UNAUDITED STANDALONE FINANCIAL RESULTS FOR THE QUARTER AND HALF YEAR ENDED ON SEPTEMBER 30, 2025 (Rs. In Lakhs)						
Sr. No	Particulars	Quarter ended		Six Months ended		Year ended
		Quarter ending 30-09-2025	Quarter ending 30-06-2025	Quarter ending 30-09-2025	Quarter ending 30-09-2024	Year Ending 31-03-2025
		(Un-Audited)	(Un-Audited)	(Un-Audited)	(Un-Audited)	(Audited)
		(Un-Audited)	(Un-Audited)	(Un-Audited)	(Un-Audited)	(Audited)
1	Total Income from Operations	1124.14	1031.54	1384.58	2155.68	2449.40
2	Net Profit / (Loss) for the period (before Tax, Exceptional and/or Extraordinary items)	0.78	0.69	93.19	1.46	82.08
3	Net Profit / (Loss) for the period after tax (after Exceptional and/or Extraordinary items)	3.52	3.09	81.46	6.6	73.95
4	Total Comprehensive Income for the period [Comprising Profit / (Loss) for the period (after tax) and Other Comprehensive Income (after tax)]	2.77	2.34	82.23	5.1	75.48
5	Equity Share Capital	276.43	276.43	276.43	276.43	276.43
6	Reserves (excluding Revaluation Reserve) as shown in the Audited Balance Sheet of the previous year	2630.51	2630.51	2630.51	2630.51	2630.51
7	Earnings Per Share (of Rs. 10/- each) (for continuing and discontinued operations) -					
	(a) Basic	0.13	0.11	2.95	0.24	2.68
	(b) Diluted	0.13	0.11	2.95	0.24	2.68
Note: The above is an extract of the detailed format of Quarterly and Half Yearly Unaudited Financial Results filed with the Stock Exchanges under Regulation 33 of the SEBI (Listing Obligations and Disclosure Requirements) Regulations, 2015. The full format of the Quarterly and Half Yearly Unaudited Financial Results are available on the website of the Stock Exchange at www.bseindia.com and on the Company's website at www.spentasocks.com						
						
SPENTA INTERNATIONAL LTD Sd/- DANNY F. HANSOTIA MANAGING DIRECTOR & CFO DIN : 00203497						
Place : Palghar Date : 14 th November, 2025						

SYMBOLIC POSSESSION NOTICE				
				
Branch Office: ICICI Bank Ltd Office Number 201-B, 2nd Floor, Road No. 1 Plot No-B3, WIFI IT Park, Wagle Industrial Estate, Thane (West)- 400604				
The undersigned being the Authorised Officer of ICICI Bank Limited under the Securitisation and Reconstruction of Financial Assets and Enforcement of Security Interest Act, 2002 and in exercise of the powers conferred under section 13 (12) R/w Rule 3 of the Security Interest (Enforcement) rules 2002, issued demand notices upon the borrowers mentioned below, (on the underlying pool assigned to ICICI Bank by Dewan Housing Finance Ltd.) in relation to the enforcement of security with respect to a Housing Loan facility granted, pursuant to a loan agreement entered into between DHFL and the borrower, to repay the amount mentioned in the notice within 60 days from the date of receipt of the said notice.				
As the borrower failed to repay the amount, notice is hereby given to the borrower and the public in general that the undersigned has taken symbolic possession of the property described herein below in the exercise of powers conferred on him/her under Section 13(4) of the said Act read with Rule 8 of the said rules on the below-mentioned dates. The borrower in particular and the public in general is hereby cautioned not to deal with the property and any dealings with the property will be subject to the charge of ICICI Bank Limited.				
Sr. No.	Name of the Borrower(s)/ Co-Borrower(s) (DHFL Old LAN & ICICI New LAN)	Description of Property/ Date of possession	Date of Demand Notice/ Amount in Demand Notice (₹)	Name of Branch
1.	Chanda Vijay Jadhav & Vijay Ramchandra Jadhav- Old DHFL Lan No:- 11000002110 & New DHFL Lan No:- QZVS100005017847	Flat No 212, 2nd Floor, Geeta Bhavan Co-Op Hsg Soc Ltd, Navghar Road, Old Survey No 198, New Survey No 83, Hissa No 9, Village Khari, Bhayander East, Maharashtra Thane- 401105/ November 11,2025	June 23, 2025 Rs. 10,46,272/-	Vasai
2.	Gita Suryakant Gade & Suryakant Sakharam Gade :- Old DHFL Lan No:- 23300001242 & New DHFL Lan No:- QZCKN00005002495	Flat No.1, 1st Floor, Shiv Nandan Apartment, CTS No.1787, Near Market, Village Rajguru Nagar, Pune- 410015/ November 11, 2025	June 17, 2025 Rs. 16,90,013/-	Pune
3.	Vilas Vitthalrao Pawar & Archana Vilas Pawar :- Old DHFL Lan No:- 23000001690 & New DHFL Lan No:- QZPIC00005039348	Flat No. 10, 1st Floor, Luv Kush Residency, S. No. 1122, Polki, Plot No. 4/-S, Nagar Parisdad Milkat No. 2355/9, Village- Chakan, Taluka- Khed, Pune 410501/ November 11,2025	May 28, 2025 Rs. 11,58,625,00/-	Pune
The above-mentioned borrowers(s)/ guarantors(s) are hereby given a 30 day notice to repay the amount, else the mortgaged properties will be sold on the expiry of 30 days from the date of publication of this Notice, as per the provisions under Rules 8 and 9 of Security Interest (Enforcement) Rules, 2002.				
Date : November 15, 2025 Place : Maharashtra				
Authorized Officer, ICICI Bank Limited				

ORGANIC COATINGS LTD.

(CIN L24220MH1965PLC013187)

Registered Office : Unit No 405, Atlanta Estate Premises Co-Op.Soc. Ltd.
Vith Bhatti, Goregaon (East), MUMBAI - 400 063.

Email ID for Investor's Grievances - organiccoatingsltd@organiccoatingsltd.com
Website: www.organiccoatingsltd.com

STATEMENT OF UNAUDITED RESULTS FOR THE QUARTER AND HALF YEAR ENDED ON 30TH SEPTEMBER, 2025

(Rs. In Lakhs, except for Earning Per Share)

Sl. No.	Particulars	Quarter Ended		Half Year Ended		Year Ended
		30.09.2025	30.09.2024	30.09.2025	30.09.2024	31.03.2025
		(Unaudited)	(Unaudited)	(Unaudited)	(Unaudited)	(Audited)
1	Total income from operations (net)	556.18	617.44	1,265.48	1,925.12	2,900.44
2	Net Profit / (Loss) for the period (before tax, Exceptional and/or Extraordinary items*)	(59.75)	(69.58)	(145.09)	(44.08)	(210.23)
3	Net Profit / (Loss) for the period before tax (after Exceptional and/or Extraordinary items*)	(59.75)	(69.58)	(145.09)	(44.08)	(210.23)
4	Net Profit/ (Loss) for the period after tax (after Exceptional and/or Extraordinary items*)	(59.75)	(69.58)	(145.09)	(44.08)	(210.23)
5	Total Comprehensive Income for the period [Comprising Profit/ (Loss) for the period (after tax) and other comprehensive income (after tax)]	(59.75)	(69.58)	(145.09)	(44.08)	(215.52)
6	Equity Share Capital	997.46	767.46	997.46	767.46	997.46
7	Reserves (excluding Revaluation Reserve) as shown in the Audited Balance Sheet of previous year	-	-	-	-	(855.15)
8	Earnings Per Share (of Rs. 10/- each) (for continuing and discontinued operations)					
	Basic :	(0.60)	(0.91)	(1.45)	(0.57)	(2.11)
	Diluted :	(0.60)	(0.91)	(1.45)	(0.57)	(2.11)

Note :

- The above financial results have been prepared in accordance with the Indian Accounting Standards (Ind AS) specified under Section 133 of the Companies Act, 2013 read with relevant rules.
- The above financial results have been reviewed by the Audit Committee and approved by the Board of Directors of the Company at the meetings held on 14th November, 2025.
- The financial results for the quarter and Half year ended 30th September, 2025 has been reviewed by the statutory auditor of the Company.
- The above is an extract of the detailed format of quarterly and Half yearly Unaudited Financial Results filed with BSE Ltd. under Regulation 33 of the SEBI (Listing and Other Disclosure Requirements) Regulations, 2015. The full format of the Unaudited Financial Results for the second quarter and half year ended on 30th September, 2025 are available on the Stock Exchange websites (www.bseindia.com) and Company's website : www.organiccoatingsltd.com
- The Company does not have different segments and hence segment wise reporting is not applicable to the Company.
- Corresponding figures of the previous period /year's figures have been regrouped / rearranged to make them comparable, wherever necessary.

For & on behalf of the Board
For Organic Coatings Limited
Sd/-
Ajay R. Shah
Whole Time Director and CFO
DIN: 00011763

Place : Mumbai
Dated : 14/11/2025

एबीएम नॉलेजवेअर लिमिटेड

(एसईआय सीएसएमआय लेबल/आयएसओ २००००-१:२०१८ आयएसओ ९००१: २०१५ व आयएसओ २७००१: २०१३ अनुपालित सॉफ्टवेअर व सर्विसेस कंपनी)

नों. कार्यालय: एबीएम हाऊस, प्लॉट क्र. २६८, लिंकिंग रोड, बांद्रे (पश्चिम), मुंबई-४०००५०. दूर.: ९१ २२ ४२१० ९७००.

फॅक्स: ९१ २२ ४२२० ९७०१ सीआयएन: एल६७१९एमएच१९९३पीएलसी११३६३८, ईमेल: egovernance@abmindia.com, वेबसाईट: www.abmindia.com

३० सप्टेंबर, २०२५ रोजी संपलेल्या तिमाही आणि अर्ध वर्षासाठी अलेखापरिक्षित अलिप्त आणि एकत्रित वित्तीय निष्कर्षांच्या विवरणाचा उतारा

(रु. लाखात)

अनु. क्र.	तपशील	अलिप्त	संपलेली तिमाही	एकत्रित	संपलेली तिमाही	
		संपलेली तिमाही	संपलेले अर्थ वर्ष	संपलेली तिमाही	संपलेले अर्थ वर्ष	
		३०.०९.२०२५ (अलेखापरिक्षित)	३०.०९.२०२५ (अलेखापरिक्षित)	३०.०९.२०२४ (अलेखापरिक्षित)	३०.०९.२०२४ (अलेखापरिक्षित)	
१	प्रवर्तनातून एकूण उत्पन्न (निव्वळ)	२,१६१.४२	४,४४४.३१	२,१२८.४८	२,३३२.३२	५,१०७.६९
२	कालावधीसाठी निव्वळ नफा / (तोटा) (कर आणि अपवादात्मक आणि / किंवा अनन्य साधारण बाबीपूर्वी)	४३९.६१	९६१.६१	४६८.२१	३३३.३८	१,०४४.५३
३	कालावधीसाठी करपूर्व निव्वळ नफा / (तोटा) (अपवादात्मक आणि / किंवा अनन्य साधारण बाबीनंतर)	४३९.६१	९६१.६१	४६८.२१	२५१.१७	८८५.२३
४	कालावधीसाठी करोत्तर निव्वळ नफा / (तोटा) (अपवादात्मक आणि / किंवा अनन्य साधारण बाबीनंतर)	३००.९५	७२०.९०	३७८.४०	१३९.९७	२५५.३३
५	कालावधीसाठी एकूण सर्वसमावेशक उत्पन्न (कालावधीसाठी नफा / (तोटा) (करोत्तर) आणि इतर सर्वसमावेशक उत्पन्न (करोत्तर) धरून)	३००.९५	७२०.९०	३७८.४०	१४२.११	६३२.०२
६	समभाग भांडवल (दरिनी मूल्य रु. ५/- प्रत्येकी)	१,०००.११	१,०००.११	१,०००.११	१,०००.११	१,०००.११
७	राखीव (पुनर्मूल्यांकित राखीव वागळू)					
८	प्रति समभाग प्राप्ती (प्रत्येकी रु. /- चे) (अवार्षिक)					
	(१) मूलभूत (रु)	१.५०	३.६०	१.८९	१.०१	२.८८
	(२) सौम्यकृत (रु)	१.५०	३.६०	१.८९	१.०१	२.८८

टीपा:

- वरील निष्कर्ष लेखापरीक्षण समितीने पुनर्विलोकित केले आणि संचालक मंडळाने १४ नोव्हेंबर, २०२५ रोजी झालेल्या त्यांच्या बैठकीत मंजूर केले.
- वरील माहिती म्हणजे सेबी (लिस्टिंग ऑब्लिगेशन अँड डिस्कलोजर रिक्वायरमेंट्स) रेग्युलेशन, २०१५ च्या रेग्युलेशन ३३ अंतर्गत स्टॉक एक्सचेंजसकडे सादर केलेल्या तिमाही आणि अर्ध वार्षिक अलेखापरीक्षित अलिप्त आणि एकत्रित वित्तीय निष्कर्षांच्या तपशिलवार विवरणाचा एक उतारा आहे. तिमाही आणि अर्ध वार्षिक वित्तीय निष्कर्षांचे संपूर्ण विवरण स्टॉक एक्सचेंजच्या वेबसाईटसु www.bseindia.com तसेच कंपनीची वेबसाईट www.abmindia.com वर उपलब्ध आहे.
- आवश्यकतेनुसार आकडेवारीचे पुनर्गठन केलं आहे.

ठिकाण: मुंबई

दिनांक : १४.११.२०२५

एबीएम नॉलेजवेअर लिमिटेड साठी

(प्रकाश बी. राणे)

व्यवस्थापकीय संचालक

ई-गव्हर्नन्स समस्यांवरील उत्तरे देण्यांत अग्रणी

कोरल लॅबोरेटरीज लिमिटेड

नोंदणीकृत कार्यालय: ३ बी पाटनवाला कंपाऊंड, थ्रेशस सिनेमा समोर, एल.बी.एस. मार्ग, घाटकोपर (प.),

मुंबई- महाराष्ट्र ४०००८६.

दूरध्वनी: ०२२-२५०० ५२४५ | ईमेल: cs@corallab.com | संकेतस्थळ: www.corallab.com

CIN: L24231MH1997PLC422233

३० सप्टेंबर, २०२५ रोजी संपलेल्या तिमाही आणि सहामाहीसाठी स्वतंत्र अलेखापरिक्षित वित्तीय परिणामांचे विवरण

(रु. लाखांमध्ये) (इपीएस मधील आकडे वागळू)

अनु. क्र.	तपशील	संपलेली तिमाही			संपलेली सहामाही		संपलेले वर्ष
		३०.०९.२०२५ (अलेखापरिक्षित)	३०.०६.२०२५ (अलेखापरिक्षित)	३०.०९.२०२४ (अलेखापरिक्षित)	३०.०९.२०२४ (अलेखापरिक्षित)	३१.०३.२०२५ (अलेखापरिक्षित)	
१	कार्य विधि / ऑपरेशनमधून एकूण उत्पन्न	२१७४.३५	२०८६.९६	३४७७.२	४२६१.३१	६७९८.८८	
२	कालावधीसाठी निव्वळ नफा / (तोटा) (कर, अपवादाल्मक आणि / किंवा असाधारण बाबी पूर्वी)	७०९.२७	३७१.९३	८५२.९८	१०८०.९४	२०३०.४१	
३	कर नंतरच्या कालावधीसाठी निव्वळ नफा / (तोटा) (अपवादाल्मक आणि / किंवा असाधारण बाबी नंतर)	५८२.०१	२५६.४३	६३७.९८	८३८.१८	१५१८.९४	
४	कालावधीसाठी एकूण सर्वसमावेशक उत्पन्न [कालावधीसाठी नफा / (तोटा) यांचा समावेश (करानंतर) आणि इतर सर्वसमावेशक उत्पन्न (करानंतर)]	३६९.१६	८१९.५८	९२२.०८	११८८.४८	२६७६.५२	
५	पेड अप समभाग भांडवल	३५७.२६	३५७.२६	३५७.२६	३५७.२६	३५७.२६	
६	आरक्षित (पुनर्मूल्यांकन आरक्षिते वागळता)						
७	निव्वळ मूल्य						
८	प्रति शेअर कमाई (प्रत्येकी रु. १०/-) (चालू आणि बंद केलेल्या कार्यविधीसाठी)-						
	१. मूलभूत:	१६.२९	७.१८	१७.८६	२३.४६	४२.५	
	२. अर्सल (डायल्युटेड):	१६.२९	७.१८	१७.८६	२३.४६	४२.५	

टिप:



अ) उपरोक्त हे सेबी (लिस्टिंग ऑब्लिगेशन अँड डिस्कलोजर रिक्वायरमेंट्स रेग्युलेशन) नियम, २०१५ च्या नियम ३३ अंतर्गत, बीएसई लिमिटेडकडे दाखल केलेल्या ३० सप्टेंबर, २०२५ रोजी संपलेल्या तिमाही आणि सहामाहीसाठी तपशीलवार अलेखापरिक्षित वित्तीय परिणामांचा एक उतारा आहे. लेखापरीक्षित वित्तीय परिणामांचे संपूर्ण स्वरूप बीएसई लिमिटेड (www.bseindia.com) आणि सूचीबद्ध संस्था (www.corallab.com) च्या वेबसाइटवर उपलब्ध आहे.

ब) कंपनीने १ एप्रिल, २०१७ पासून सुरू होणाऱ्या आर्थिक वर्षासाठी इंड एस (Ind AS) दत्तक घेतले आहे आणि वरील परीणाम Ind AS च्या अनुषंगाने, कंपनी अधिनियम, २०१३ च्या कलम १३३ अंतर्गत, कंपनी (लेखा मानक) नियम, २०१५ च्या नियम ३ नुसार तयार केले गेले आहेत.

क) वरील स्वतंत्र अलेखापरिक्षित वित्तीय परिणामांचे लेखापरीक्षण समितीने पुनरावलोकन केले आहे आणि त्यानंतर संचालक मंडळाने १४ नोव्हेंबर, २०२५ रोजी झालेल्या त्यांच्या बैठकीत त्याला मान्यता दिली आहे.

स्थळ: मुंबई
दिनांक : १४ नोव्हेंबर, २०२५

कोरल लॅबोरेटरीज लिमिटेड करीता
स्वाक्षरी/-
सुषमा कडकडे
संचालक आणि सीएफओ
(DIN: ७7791735)

		ORICON ENTERPRISES LTD.					
CIN - L28100MH1968PLC014156							
Registered office: 1076, Dr. E. Moses Road, Worli, Mumbai - 400018							
E-mail Id - share@ocl-india.com, Website - www.oriconenterprises.com , Tel no.: 022-43226600							
EXTRACT OF CONSOLIDATED UNAUDITED FINANCIAL RESULTS FOR THE QUARTER/HALF YEAR ENDED SEPTEMBER 30, 2025							
(Rs. In Lakhs, except EPS)							
Sr. No.	Particulars	Quarter Ended			Half Year Endend		Year Ended
		30.09.2025	30.06.2025	30.09.2024	30.09.2025	30.09.2024	31.03.2025
		(Unaudited)	(Unaudited)	(Unaudited)	(Unaudited)	(Unaudited)	(Audited)
1	Total Income from Operations (Net)	944.50	778.53	1,761.06	1,723.02	2,372.96	6,471.86
2	Net Profit / (Loss) for the period (before Tax, Exceptional and/or Extraordinary items)	868.93	1567.35	340.60	2436.28	(877.07)	(817.28)
3	Net Profit /(Loss) for the period before tax (after exceptional and /or Extraordinary items)	886.37	1567.35	340.60	2453.72	(877.07)	(1146.05)
4	Net Profit / (Loss) for the period after tax (after Exceptional and/or Extraordinary items) - Continued Operations	622.62	1134.82	228.10	1757.45	(696.71)	(735.32)
5	Net Profit / (Loss) for the period after tax from Discontinued Operations	256.20	96.48	12632.23	352.68	14298.54	14656.91
6	Net Profit/(loss) after Tax for the period	878.82	1231.30	12860.33	2110.12	13601.83	13921.59
7	Total Comprehensive Income for the period [Comprising Profit / (Loss) for the period (after tax) and Other Comprehensive Income (after tax)]	154.82	2325.15	18762.18	2479.97	19589.48	8484.16
8	Equity Share Capital	3140.95	3140.95	3140.95	3140.95	3140.95	3140.95
9	Other Equity (excluding Revaluation Reserves as shown in the Balance sheet of previous year)						1,01,376.14
10	Basic and Diluted Earnings Per Share(EPS) (Face Value Rs. 2/- each) - From Continuing Operation	0.40	0.72	0.14	1.12	(0.44)	(0.46)
11	Basic and Diluted Earnings Per Share(EPS) (Face Value Rs. 2/- each) - From Discontinued Operation	0.16	0.06	8.05	0.22	9.10	9.33
12	Basic and Diluted Earnings Per Share(EPS) (Face Value Rs. 2/- each)	0.56	0.78	8.19	1.34	8.66	8.86
Key Standalone Financial Information for the Quarter/Half Year Ended September 30, 2025							
(Rs. In Lakhs)							
S. No	Particulars	Quarter Ended			Half year Ended		Year Ended
		30.09.2025	30.06.2025	30.09.2024	30.09.2025	30.09.2024	31.03.2025
		(Unaudited)	(Unaudited)	(Unaudited)	(Unaudited)	(Unaudited)	(Audited)
1	Total Income from Continuing Operations (Net)	461.56	390.66	1,673.50	852.23	2,070.43	3,034.30
2	Profit / (Loss) Before Tax from Continuing Operations	875.87	1086.90	67.64	1962.77	(805.24)	(1249.60)
3	Profit / (Loss) after Tax from Continuing Operations	579.40	794.24	60.69	1,373.64	-637.09	-890.49
4	Profit / (Loss) from Discontinuing Operations	81.33	-128.72	12,697.63	-47.40	13,972.66	14,090.74
5	Profit / (Loss) after Tax for the period	660.72	665.52	12,758.21	1,326.24	13,335.57	13,200.25
Notes:							
1 The above is an extract of the detailed format of Unaudited Standalone and Consolidated Financial Results for the Quarter/Half - Year ended September 30, 2025 filed with the Stock Exchange (s) under Regulation 33 of the SEBI (Listing Obligations and Disclosure Requirements) Regulation, 2015. The full format of the Unaudited Standalone and Consolidated Financial Results is available on Stock Exchange(s) website (www.nseindia.com and www.bseindia.com) and on Company's website (www.oriconenterprises.com).							
Place: Mumbai							
Date: November 14, 2025							
Scan the QR code for detailed Financial Results		For Oricon Enterprises Limited Adarsh Somani Managing Director (DIN: 00192609)					

पाले इंडस्ट्रिज लिमिटेड

सीआयएन क्र. एल२१०००एमएच१९८३पीएलसी

नों. कार्या.: ३१०-३११, दि अँव्हेन्यु, मोरोल, अंधेरी पूर्व, मुंबई-४०००४९.

फोन क्र. ०२२४०१३२८७५, फॅक्स: ४००३३९७९, ईमेल: info@parleindustries.com, वेबसाईट: www.parleindustries.com

३० जून, २०२५ रोजी संपलेल्या तिमाहीकरिता अलेखापरिक्षित वित्तीय निष्कर्ष (अलिप्त आणि एकत्रित)

कंपनीच्या संचालक मंडळाने १४ नोव्हेंबर, २०२५ रोजी झालेल्या त्यांच्या सभेत ३० सप्टेंबर, २०२५ रोजी संपलेली तिमाही आणि अर्धवार्षिकरिता अलेखापरिक्षित वित्तीय निष्कर्ष (अलिप्त आणि एकत्रित) मंजूर केले.

लेखापरिक्षकांच्या अहवालासह निष्कर्ष कंपनीची वेबसाईट <https://www.parleindustries.com/investors.html> वर पोस्ट केलेले आहेत आणि क्युआर कोड स्कॅन करून पाहता येईल.

टीप: वरील माहिती हि सेबी (लिस्टिंग ऑब्लिगेशन अँड डिस्कलोजर रिक्वायरमेंट्स) रेग्युलेशन, २०१५ च्या रेग्युलेशन ३३ सहवाचता रेग्युलेशन ४७(१) नुसार आहे.

संचालक मंडळाच्या वतीने आणि करिता
पाले इंडस्ट्रिज लिमिटेड
सही / -
आनंद जैन

ठिकाण : मुंबई
दिनांक : १४.११.२०२५

पूर्ण वेळ संचालक (डीआयएन: ०७७३०६०८)

नॅशनल प्लास्टिक इंडस्ट्रीज लिमिटेड						
नोंदणीकृत कार्यालय : विल्को सेंटर, ११४ ई, ४ था मजला, गवारे समोर, सुभाष रोड, विले पाले (पूर्व), मुंबई - ४०००५७.						
वेबसाईट : www.nationalplastic.com , ई-मेल : info@nationalplastic.com , दूर. क्र. : ०२२ -६७६६९९९९/२८३११५५५, फॅक्स क्र.: ०२२-६७६६ ९९९८						
सीआयएन : एल२५२००एमएच१९८७पीएलसी०४४७०७						
३० सप्टेंबर, २०२५ रोजी संपलेल्या तिमाही आणि सहा महिन्यांसाठी अलिप्त अलेखापरिक्षित वित्तीय निष्कर्षांचे विवरण						
(रु. लाखत)						
अनु. क्र.	तपशील	रोजी संपलेल्या तिमाहीसाठी		रोजी संपलेल्या सहा महिन्यांसाठी		रोजी संपलेल्या वर्षासाठी
		३०.०९.२०२५ (अलेखापरिक्षित)	३०.०६.२०२५ (अलेखापरिक्षित)	३०.०९.२०२४ (अलेखापरिक्षित)	३०.०६.२०२५ (अलेखापरिक्षित)	३०.०९.२०२४ (अलेखापरिक्षित)
१	एकूण उत्पन्न	२,२७८.४५६	२,१९९.२४५	२,११९.४७५	४,५७७.७०१	९,७५७.